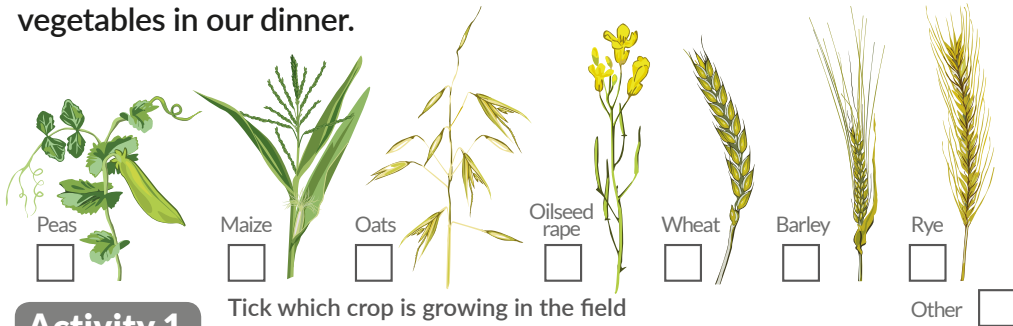


Discovering Arable Habitat

M When you see this symbol refer to Mosey in the Margins.

What crop?

Arable fields are used to grow food crops. They provide us with the food we eat, from the grains in our breakfast cereal to the vegetables in our dinner.



Tick which crop is growing in the field

Activity 1

Have a look at your field, is there a crop growing that has been planted by the farmer?

Have a think about what foods these crops make? Write your ideas below:

What type of soil?

Which flowers grow in a field depends on the type of soil. Some plants like chalky soil, some clayey and some sandy.

Activity 2

Use the soil detective chart in **M** to help you find out which type of soil is in your field.

Tick which soil is in this field

- Clay
- Chalk
- Sand

Which plants?

The edges of an arable field can be full of many different wildflowers. Which ones are there depends on how the farmer manages the land and the soil in the field.

Activity 3

Spend some time searching for the plant species in **M**. Draw a flower in the box if you find it.

Do not be disheartened if you don't find any of the red plants, they are quite rare now.


Activity 4

Choose your favourite flower and spend some time drawing it on a separate piece of paper and label things you notice about it.

Use a magnifying glass to look at the flower if you have one

Problem plants or weeds?

Having lots of nettles, docks or thistles can cause problems for both the farmer and other smaller plants that grow in the field.



Activity 5

Can you see any of these plants?

Activity 6

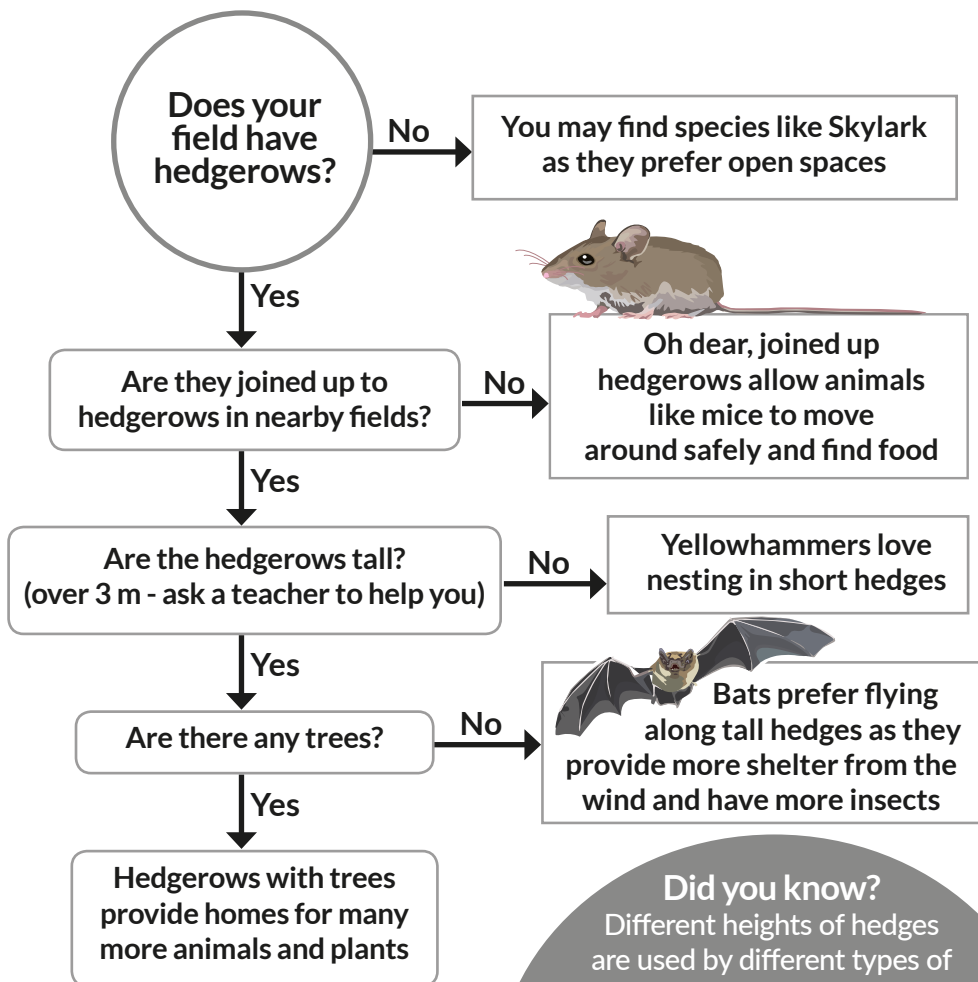
Why do you think these plants cause problems for other species growing in the same field?

Who is in the hedge?

Hedgerows help to contain farm animals and separate crop fields. They are important for wildlife too - as a place to find food, a place to nest and a way to move safely from field to field without alerting predators.

Activity 7

Have a look around the edges of your field and then follow the flow chart to find out what sort of bird or mammal species may live there.



Did you know?
Different heights of hedges are used by different types of animals. Birds nest in hedgerows that are thick and bushy.

How many insects?

Insects do lots of important jobs in arable fields, from pollinating wildflowers and eating other insects which are pests (like aphids), to being the food of bats and birds.

Activity 8



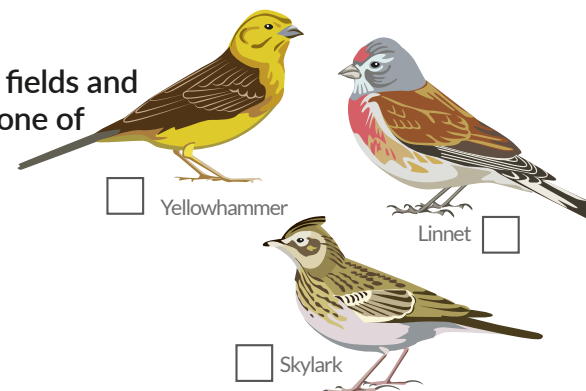
Walk 10 paces slowly along a path. How many bugs can you count along your way? Colour in a bug for each one you find.

Activity 9

Choose a colourful flower in the field margin. Sit down next to it and watch for 2 minutes. Record the number of insect visitors to the flower in a tally here:

Which birds?

Lots of farmland birds live in arable fields and if you watch carefully you may see one of these hunting for food or singing.



Yellowhammer

Linnet

Skylark

Activity 10

Can you see these farmland birds? Put a tick next to a bird if you see it.

Activity 11

Listen for 1 minute. See if you can pick out their songs. Use **M** to help you.

Many mammals?

Arable fields can be a home for many mammals such as mice, voles, hares and stoats. If you are quiet and patient you may see one, or at least clues that they live here.

Activity 12

Can you find signs of mammals along the field edge? Colour in the ones that you see.



Droppings

Footprints

Hair/Fur

Nest, Burrow or Form